



## Downbeat opens as Market Sheds 0.21%, Investors Record N247bn Loss; Naira Skids Across FX Markets....

MARKET STATISTICS	CLOSE	PREVIOUS	TODAY'S %	YTD %
All Share Index (ASI)	200,484.43	200,913.06	(0.21)	28.84
Deals	60,311.00	43,440.00	38.84	
Volume	593,250,752.00	595,153,063.00	(0.32)	
Value	25,647,137,466	24,465,908,156	4.83	
Market Cap	128,693,933,762,778	128,969,077,726,969	(0.21)	29.50

SECTORED INDICES	CLOSE	PREVIOUS	TODAY'S % Δ
NGX BANKING	1,894.02	1,909.57	(0.81)
NGX INSURANCE	1,278.00	1,295.94	(1.38)
NGX CONSUMER GOODS	4,349.32	4,349.86	(0.01)
NGX OIL/GAS	4,381.69	4,377.33	0.10
NGX INDUSTRIAL	8,758.72	8,798.34	(0.45)
NGX COMMODITY	1,649.01	1,649.01	0.00

### Equities Market Summary

The Nigerian equities market slipped on Monday, with the NGX All-Share Index declining 0.21% to close at 200,484.43 points, pulling the YTD return down to +28.84% and erasing ₦275.14 billion from market capitalization, which settled at ₦128.69 trillion. Market breadth was negative at 0.8x, as 34 decliners led by NSLTECH, MAYBAKER, LEGENDINT, CUTIX, and FTGINSURE outpaced 26 advancers, with AUSTINLAZ, ZICHIS, TRANSEXPR, TIP, and LEARNAFRICA recording the most notable gains. Sectoral performance was broadly weak, as Insurance (-1.38%), Banking (-0.81%), Industrial (-0.45%), and Consumer Goods (-0.01%) collectively weighed on the index, while Oil & Gas (+0.10%) was the lone gainer and the Commodity sector closed flat. Trading activity was mixed, as turnover and deal count rose 4.83% and 38.84% to ₦25.65 billion and 60,311 transactions respectively, even as volume edged down marginally by 0.32% to 593.25 million shares.

### Money Market

Nigerian Interbank Offered Rates eased across most tenors on Monday, with the overnight rate declining 8bps to 22.29%, reflecting improved system liquidity as the Standing Deposit Facility settled at ₦7.1 trillion. The 1-month, 3-month, and 6-month tenors similarly retreated by 4bps, 10bps, and 13bps respectively. Funding costs were mixed, as the Overnight rate edged down 1bp to 22.25% while the Open Repo rate held steady at 22.00%.

In the Treasury Bills secondary market, yields broadly softened, with the 1-month, 6-month, and 12-month maturities declining 6bps, 21bps, and 17bps respectively, while the 3-month bill moved against the trend, adding 4bps. Overall, the average NT-Bills yield fell 9bps to close at 17.67%, reflecting a pickup in investor demand even as a cautious tone lingered across the fixed-income space.

### Bond Market

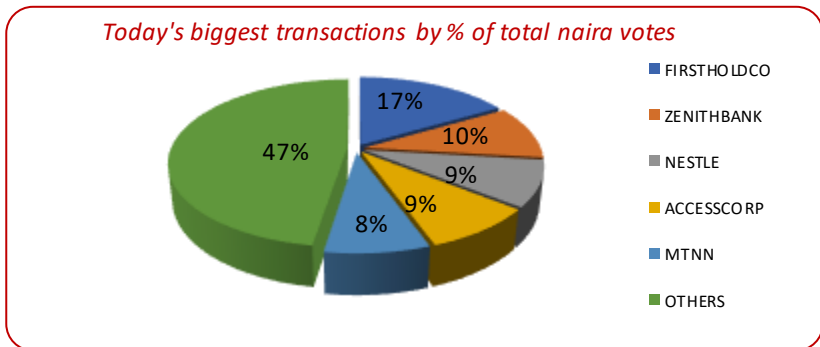
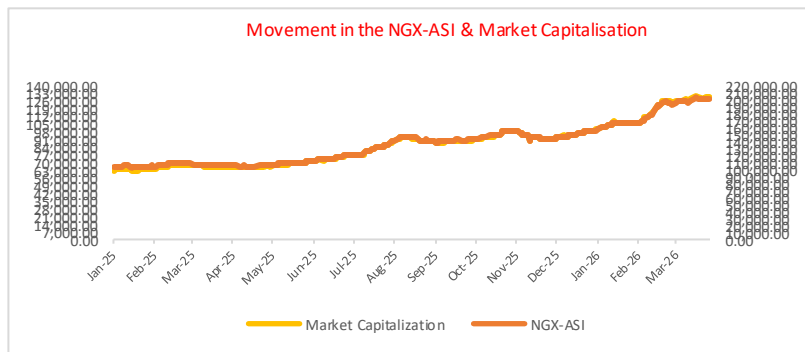
The FGN Bonds market turned bullish on Monday, with average yields dipping 2bps to 15.76%, signaling renewed domestic investor confidence and strengthening demand for naira-denominated sovereign debt.

The Eurobond market told a contrasting story, however, as average yields climbed 8bps to 7.55%, underscoring persistently weak global investor appetite and a broadly negative sentiment toward Nigeria's dollar-denominated sovereign obligations.

### Foreign Exchange Market

The naira retreated on Monday, depreciating 0.22% to ₦1,383.58/\$ at the NAFEM window and weakening a further 0.36% to ₦1,398/\$ in the parallel market, reflecting renewed selling pressure on the local currency across both the official and informal foreign exchange segments.

Source: FMDQ, CBN, NGX, S&P Dow Jones, Cowry Research





# Cowry Daily Market Insight 30 March 2026

MPR: 26.50%  
Feb'25 Inflation Rate: 15.06%  
FY 2025 Real GDP: 3.87%

TENOR	NIBOR as @ 28/3/2026	NIBOR as @ 27/3//2026	PPT
Overnight	22.2917	22.3750	(0.08)
1 Month	22.9929	22.9500	0.04
3 Months	23.8286	23.7250	0.10
6 Months	24.5083	24.3833	0.13

Source: FMDQ

TENOR	NITTY as @28/3/2026	NITTY as @27/3//2026	PPT
1Month	16.1243	16.1802	(0.06)
3 Months	16.4461	16.4107	0.04
6 Months	17.4008	17.6074	(0.21)
12 Months	19.0877	19.2621	(0.17)

Source: FMDQ

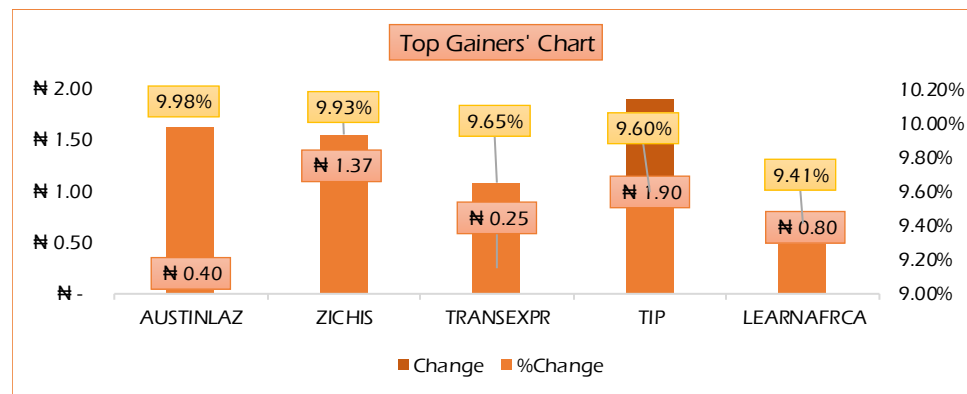
Bond Name	Maturity (Years)	Bid Price	Daily Δ	Offer yield	Yield YTD PPT Δ
16.29% FGN MAR 2027	10	99.95	0.00	16.33%	0.033
12.50% FGN MAR 2035	15	83.32	0.00	16.07%	0.012
16.25% FGN APR 2037	20	104.90	0.00	15.31%	-0.001
12.98% FGN MAR 2050	30	90.54	0.00	14.39%	-0.017

Source: FMDQ

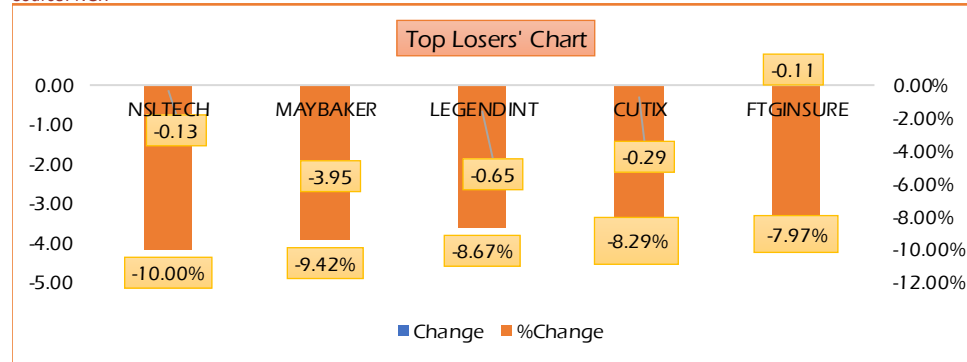
Eurobond Name	Maturity (Years)	Bid Price	Daily Δ	Offer Yield	Yield YTD PPT Δ
6.50 NOV 28, 2027	10	100.35	(0.17)	6.27%	-0.024
7.69% FEB 23, 2038	20	96.15	(0.39)	8.21%	-0.021
7.62% NOV 28, 2047	30	91.03	(0.07)	8.54%	-0.018

USD/NGN Exchange Rate	28/3/2026	Previous	Daily %
NAFEM	1,383.58	1,380.58	-0.22%
Parallel	₦1,398	₦1,393	-0.36%

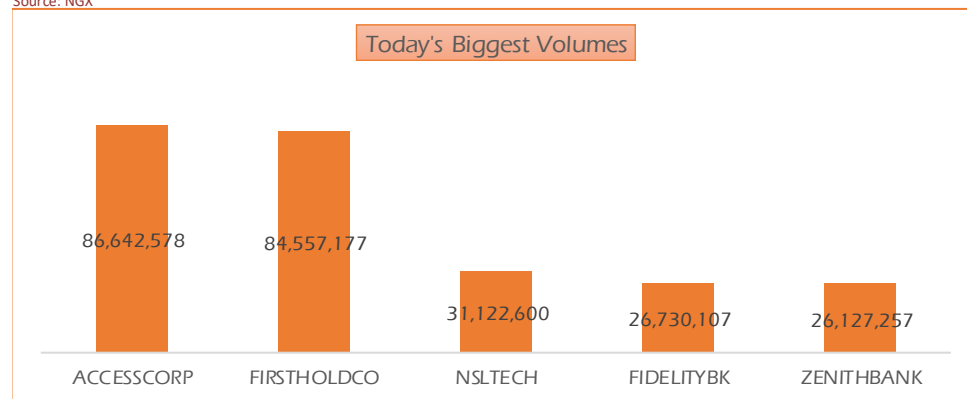
Major Currencies & Commodities	28/3/2026	Daily %	Yearly %
EURUSD	1.1457	-0.45%	-2.42%
GBPUSD	1.318	-0.61%	-2.09%
Crude Oil, \$/bbl	101.88	2.25%	42.83%
Brent, \$/bbl	113.559	0.88%	46.14%
Gold, \$/t.oz	4520.24	0.56%	-15.08%
Cocoa, \$/T	3135.72	-0.93%	3.96%



Source: NGX



Source: NGX



Source: NGX

[www.cowryasset.com](http://www.cowryasset.com)

This report is produced by the Research Desk, Cowry Asset Management Limited (COWRY) as a guideline for Clients that intend to invest in securities on the basis of their own investment decision without relying completely on the information contained herein. The opinion contained herein is for information purposes only and does not constitute any offer or solicitation to enter into any trading transaction. While care has been taken in preparing this document, no responsibility or liability whatsoever is accepted by any member of COWRY for errors, omission of facts, and any direct or consequential loss arising from the use of this report or its contents.

## Top 5 Advancers

+9.98%



+9.93%

+9.65%



+9.60%



+9.41%

## Top 5 Decliners



-10.00%



-9.42%

-8.67%



-8.29%



-7.97%

## Top 5 Trades by Volume



86.64 million units



84.56 million units



31.12 million units



26.73 million units



26.13 million units

## Top 5 Trades by Value



N3.46 billion



N2.78 billion



N2.71 billion



N2.23 billion



N1.43 billion



# Cowry Daily Market Insight 30 March 2026

MPR: 26.50%  
Feb'25 Inflation Rate: 15.06%  
FY 2025 Real GDP: 3.87%

Issuer	Description	Issue Date	Maturity Date	Coupon (%)	Current Yield (%)	DailyΔ	Previous Yield (%)
*MECURE INDUSTRIES FUNDING SPV PLC	13.00 MECURE SPV PLC I 31-MAR-2026	31-Mar-21	31-Mar-26	13.00	19.71	-0.03	19.74
*FLOUR MILLS OF NIGERIA PLC	14.5 FLOURMILLS I 9-MAY-2026	09-May-23	09-May-26	14.50	18.26	-0.01	18.27
DANGOTE CEMENT PLC	12.50 DANGCEM IB 30-MAY-2026	26-May-21	30-May-26	12.50	17.68	0.00	17.68
ACCESS BANK PLC	15.50 ACCESS BANK 23-JUL-2026	23-Jul-19	23-Jul-26	15.50	19.77	-0.02	19.79
MTN NIGERIA COMMUNICATIONS PLC	13.50 MTNN IA 30-SEP-2026	30-Sep-22	30-Sep-26	13.50	18.35	-0.01	18.36
SUNDRY FOODS FUNDING SPV PLC	13.50 SUNDRY SPV PLC I 15-DEC-2026	15-Dec-21	15-Dec-26	13.50	18.54	-0.02	18.56
EAT & GO FINANCE SPV PLC	14.25 EAT & GO FINANCE SPV 17-DEC-2026	17-Dec-19	17-Dec-26	14.25	19.99	-0.02	20.01
DANGOTE CEMENT PLC	11.85 DANGCEM IIA 30-APR-2027	27-Apr-22	30-Apr-27	11.85	19.10	-0.01	19.11
AXXELA FUNDING 1 PLC	14.30 AXXELA I 20-MAY-2027	20-May-20	20-May-27	14.30	20.41	-0.03	20.44
ACCELEREX SPV PLC	14.00 ACSP I 15-JUN-2027	15-Jun-22	15-Jun-27	14.00	21.00	-0.03	21.03
NOVAMBL INVESTMENTS SPV PLC	12.00 NOVAMBL SPV I 23-JUL-2027	23-Jul-20	23-Jul-27	12.00	21.50	0.00	21.50
UNITED CAPITAL PLC	15.00 UNICAP II 14-SEP-2027	14-Sep-22	14-Sep-27	15.00	19.15	0.00	19.15
*NMRC	7.20 NMRC III 2-NOV-2027	02-Nov-20	02-Nov-27	7.20	21.69	-0.04	21.73
VIATHAN FUNDING PLC	16.00 VIATHAN (GTD) 14-DEC-2027	15-Dec-17	14-Dec-27	16.00	19.24	-0.02	19.26
FLOUR MILLS OF NIGERIA PLC	6.25 FLOURMILLS IV B 14-DEC-2027	14-Dec-20	14-Dec-27	6.25	18.28	-0.01	18.29
BUA CEMENT PLC	7.50 BUACEM I 30-DEC-2027	30-Dec-20	30-Dec-27	7.50	19.26	-0.02	19.28
*ARADEL HOLDINGS PLC	17.00 ARAD I 13-JAN-2028	13-Jan-23	13-Jan-28	17.00	19.04	-0.02	19.06
MTN NIGERIA COMMUNICATIONS PLC	13.00 MTN COM PLC I 5-MAY-2028	05-May-21	05-May-28	13.00	17.77	-0.01	17.78
DANGOTE CEMENT PLC	13.50 DANGCEM IC 30-MAY-2028	26-May-21	30-May-28	13.50	17.02	-0.02	17.04
C&I LEASING PLC	15.50 C&I LEASING II 3-JUN-2028	03-Jun-21	03-Jun-28	15.50	20.28	-0.01	20.29
CERPAC RECEIVABLES FUNDING SPV PLC	14.50 CERPAC-SPV III 15-JUL-2028	10-Sep-21	15-Jul-28	14.50	20.66	-0.01	20.67
SUNDRY FOODS FUNDING SPV PLC	16.00 SUNDRY SPV PLC II 23-OCT-2028	23-Oct-23	23-Oct-28	16.00	18.39	-0.01	18.40
ARDOVA PLC	13.30 ARDOVA PLC IA 12-NOV-2028	12-Nov-21	12-Nov-28	13.30	18.87	-0.01	18.88
EAT & GO FINANCE SPV PLC	13.25 EAT & GO FINANCE SPV 8-MAR-2029	08-Mar-22	08-Mar-29	13.25	19.59	0.00	19.59
PRESCO PLC	12.85 PRESCO PLC 5-APR-2029	05-Apr-22	05-Apr-29	12.85	18.94	0.00	18.94
DANGOTE CEMENT PLC	12.35 DANGCEM IIB 30-APR-2029	27-Apr-22	30-Apr-29	12.35	17.19	0.00	17.19
*FLOUR MILLS OF NIGERIA PLC	22.00 FLOURMILLS II 30-MAY-2029	30-May-24	30-May-29	22.00	19.87	-0.01	19.88
UNION BANK OF NIGERIA PLC	16.20 UNION III 27-JUN-2029	27-Jun-19	27-Jun-29	16.20	19.40	0.00	19.40
DANGOTE INDUSTRIES FUNDING PLC	12.75 DANGIFP IA 19-JUL-2029	19-Jul-22	19-Jul-29	12.75	17.90	0.00	17.90

[www.cowryasset.com](http://www.cowryasset.com)

This report is produced by the Research Desk, Cowry Asset Management Limited (COWRY) as a guideline for Clients that intend to invest in securities on the basis of their own investment decision without relying completely on the information contained herein. The opinion contained herein is for information purposes only and does not constitute any offer or solicitation to enter into any trading transaction. While care has been taken in preparing this document, no responsibility or liability whatsoever is accepted by any member of COWRY for errors, omission of facts, and any direct or consequential loss arising from the use of this report or its contents.



# Cowry Daily Market Insight 30 March 2026

MPR: 26.50%  
Feb'25 Inflation Rate: 15.06%  
FY 2025 Real GDP: 3.87%

GEREGU POWER PLC	14.50 GERP I 28-JUL-2029	28-Jul-22	28-Jul-29	14.50	19.28	0.00	19.28
*NMRC	14.90 NMRC I 29-JUL-2030	29-Jul-15	29-Jul-30	14.90	17.05	-0.01	17.06
TSL SPV PLC	10.00 TSL SPV I (GTD) 6-OCT-2030	06-Oct-20	06-Oct-30	10.00	18.69	-0.01	18.70
FBNQ MB FUNDING SPV PLC	6.25 FBNQ MB SPV II 16-DEC-2030	16-Dec-20	16-Dec-30	6.25	17.21	-0.01	17.22
CHAMPION BREWERIES PLC	19.50 CHBR I 23-DEC-2030	23-Dec-25	23-Dec-30	19.50	18.38	0.00	18.38
FIDELITY BANK PLC	8.50 FIDELITY I 7-JAN-2031	07-Jan-21	07-Jan-31	8.50	17.22	0.00	17.22
EAT & GO FINANCE SPV PLC	18.00 EGFS 22-FEB-2031	22-Feb-24	22-Feb-31	18.00	18.48	0.00	18.48
UAC OF NIGERIA PLC	21.50 UAC PLC I 14-OCT-2031	14-Oct-24	14-Oct-31	21.50	19.69	0.00	19.69
PRIMERO BRT SECURITISATION SPV PLC	17.00 PRIMERO BRT-SPV 27-OCT-2031	24-May-19	27-Oct-31	17.00	19.02	0.01	19.01
MTN NIGERIA COMMUNICATIONS PLC	12.75 MTN COM PLC II 4-NOV-2031	04-Nov-21	04-Nov-31	12.75	17.21	0.00	17.21
ARDOVA PLC	13.65 ARDOVA PLC IB 12-NOV-2031	12-Nov-21	12-Nov-31	13.65	17.80	-0.01	17.81
GPC-SPV COMPANY PLC	13.00 GPC SPV PLC (GTD) 23-NOV-2031	23-Nov-21	23-Nov-31	13.00	17.05	0.00	17.05
*PRESCO PLC	23.75 PRESCO PLC I 31-JAN-2032	31-Jan-25	31-Jan-32	23.75	20.53	0.00	20.53
PAT DIGITAL INFRA FUND SPV PLC	13.25 PAT SPV PLC (GTD) 2-FEB-2032	02-Feb-22	02-Feb-32	13.25	17.31	0.01	17.30
DANGOTE CEMENT PLC	13.00 DANGCEM IIC 30-APR-2032	27-Apr-22	30-Apr-32	13.00	17.79	0.00	17.79
DANGOTE INDUSTRIES FUNDING PLC	13.50 DANGIFP IB 19-JUL-2032	19-Jul-22	19-Jul-32	13.50	17.99	0.00	17.99
MTN NIGERIA COMMUNICATIONS PLC	14.50 MTNN IB 30-SEP-2032	30-Sep-22	30-Sep-32	14.50	17.27	0.00	17.27
DANGOTE INDUSTRIES FUNDING PLC	16.75 DANGIFP II 5-DEC-2032	05-Dec-22	05-Dec-32	16.75	18.27	0.01	18.26
*UAC OF NIGERIA PLC	17.35 UAC PLC I 15-DEC-2032	15-Dec-25	15-Dec-32	17.35	17.26	0.00	17.26
*NMRC	13.80 NMRC II 15-MAR-2033	21-May-18	15-Mar-33	13.80	17.15	0.00	17.15
AXXELA FUNDING 1 PLC	21.00 AXXELA I 12-APR-2034	12-Apr-24	12-Apr-34	21.00	26.60	0.00	26.60
GEL UTILITY FUNDING SPV PLC	15.15 GEL UTILITY-SPV (GTD) 28-AUG-2034	28-Aug-19	28-Aug-34	15.15	17.83	-0.01	17.84
DANGOTE CEMENT PLC	23.50 DANGCEM I 30-DEC-2034	30-Dec-24	30-Dec-34	23.50	21.34	0.00	21.34
*APL FUNDING SPV PLC	23.00 APL SPV PLC I 30-DEC-2034	30-Dec-24	30-Dec-34	23.00	21.03	0.01	21.02
*DLM FUNDING SPV	DLM FUNDING SPV IA 12-SEP-2035	12-Sep-25	12-Sep-35	16.83	17.24	-0.01	17.25
*DLM FUNDING SPV	19.07 DLM FUNDING SPV IB 12-SEP-2035	12-Sep-25	12-Sep-35	19.07	18.71	0.00	18.71
*LFZC FUNDING SPV PLC	13.25 LFZC II (GTD) 16-MAR-2042	10-May-22	16-Mar-42	13.25	16.28	0.00	16.28
*LFZC FUNDING SPV PLC	15.25 LFZC III (GTD) 29-MAR-2043	29-Mar-23	29-Mar-43	15.25	16.22	-0.02	16.24
FCMB GROUP PLC	16.00 FCMB I (PERP)	16-Feb-23	—	16.00	18.04	-0.02	18.06
FCMB GROUP PLC	16.00 FCMB II (PERP)	24-Oct-23	—	16.00	17.24	0.00	17.24

[www.cowryasset.com](http://www.cowryasset.com)

This report is produced by the Research Desk, Cowry Asset Management Limited (COWRY) as a guideline for Clients that intend to invest in securities on the basis of their own investment decision without relying completely on the information contained herein. The opinion contained herein is for information purposes only and does not constitute any offer or solicitation to enter into any trading transaction. While care has been taken in preparing this document, no responsibility or liability whatsoever is accepted by any member of COWRY for errors, omission of facts, and any direct or consequential loss arising from the use of this report or its contents.

